



Fiscal Year 2017/18 Annual Budget City of Lomita Projected Fund Balance

	Audited Beginning Balance as of July 1, 2016	Projected Beginning Balance as of July 1, 2017	Adopted Revenues	Adopted Expenditures	Projected Ending Balance as of June 30, 2018
General	\$ 5,289,032	\$ 5,089,032	\$ 8,713,869	\$ 8,713,869	\$ 5,089,032
Capital Improvement	230,383	526	300	-	826
Equipment Replacement	134,592	168,692	4,100	-	172,792
Facilities Improvement	138,262	158,262	-	-	158,262
OPEB Trust	100,380	125,405	25	-	125,430
Park Equipment Replacement	50,000	45,000	-	15,000	30,000
Pension Stabilization	747,699	804,845	-	120,869	683,976
Stephenson Center	104,132	119,132	-	10,000	109,132
Street Improvement	980,432	664,832	400	222,240	442,992
Park Facilities Fee	20,823	27,223	6,400	-	33,623
State Gas Tax	95,309	32,530	572,766	646,277	(40,981)
Measure R Local Return	111,911	294,016	235,066	429,500	99,582
Measure R Highway	-	-	807,276	807,276	-
Measure M	-	-	252,760	252,760	-
CDBG	-	-	258,128	258,128	-
Lomita Housing Authority	10,544	(11,403)	51,243	39,840	-
Prop A Local Return	557,159	131,191	397,867	332,746	196,312
Prop C Local Return	1,206,641	255,139	314,016	192,030	377,125
South Coast AQMD	66,291	23,341	25,050	48,000	391
Landscape Maint District #1	-	-	14,576	14,576	-
Park Athletic	48,277	51,324	75,579	75,579	51,324
Park Grant Fund	81,721	81,721	-	-	81,721
Lomita Manor Development	179,136	203,372	422,799	417,724	208,447
Cleep	5,815	5,815	-	-	5,815
Museum Expansion	48,986	49,036	50	-	49,086
Mayor's Golf Classic	21,898	21,898	29,840	29,840	21,898
Founder's Day	16,421	-	28,012	28,012	-
Railroad Museum Foundation	161,369	163,189	18,320	30,300	151,209
Tom Rico Memorial	5,093	6,593	1,000	1,000	6,593
Water Operations	1,348,145	576,088	5,073,500	5,068,322	581,266
Water Capital	2,369,302	2,718,085	760,000	2,536,703	941,382
Total Fund Balance	\$ 14,129,753	\$ 11,804,884	\$ 18,062,942	\$ 20,290,591	\$ 9,577,235



Fiscal Year 2017/18 Annual Budget City of Lomita Revenue Summary by Fund

	Actual FY 2014/15	Actual FY 2015/16	Adopted FY 2016/17	Adopted FY 2017/18
General Fund				
Property Taxes	1,807,043	1,748,361	1,498,464	1,580,387
Development Tax	20,550	4,000	15,000	15,000
Sales and Use Tax	1,289,649	1,474,499	1,662,605	1,761,892
Business License Tax	584,131	550,167	600,000	612,000
Franchise Tax	357,134	400,033	400,000	400,000
Refuse Tax - Residential	105,226	102,504	105,000	105,000
Refuse Tax - Commercial	137,615	141,278	140,000	140,000
TOT	133,642	150,091	140,000	150,000
Special Permit Fees	8,770	8,007	10,000	10,000
2% Tech Fee	-	-	1,500	1,500
Zoning & Subdivision Fees	51,315	69,168	70,000	70,000
Encroachment Permit Fees	-	59,366	50,000	60,000
Tow Impound/Storage Fees	8,700	10,900	12,000	12,000
Museum Admission Fees	16,874	20,140	15,000	15,000
Parks & Rec Fees	131,466	160,388	120,850	178,000
Animal Housing Fees	46,700	36,463	50,000	50,000
Building Dept. Fees	500,338	800,893	450,000	450,000
Other Fees	732,818	22,581	20,000	20,000
Parkway Tree Fees	2,750	1,600	2,000	2,000
Court Fines	116,710	130,492	120,000	125,000
Parking Fines	260,449	234,243	250,000	250,000
Misc. Fines	-	-	2,000	2,000
Admin Citation Fines	10,500	8,000	10,000	10,000
Park Rentals	24,897	39,579	35,000	40,000
Lease/Rental Revenues	178,053	199,698	178,000	180,000
Interest	66,946	136,696	60,000	60,000
Refuse Franchise Fee	60,000	60,000	65,000	60,000
BL Processing Fee	-	33,336	30,000	30,000
BL DAAE Fee	-	753	1,000	500
Law Enforcement Grant	106,230	114,618	100,000	120,000
Recycle Grant	-	5,711	5,712	5,712
Motor Vehicle in Lieu	1,842,511	1,939,675	2,038,623	2,059,009
State Mandated Reimb	51,720	24,623	20,000	-
Prop A Exchange	-	-	325,000	-
Misc. Revenue	9,409	406	15,000	15,000
Souvenir Sales - City	684	-	1,000	1,000
Property Damage Claims	-	-	2,000	2,000
Funds Transferred In	-	-	-	120,869
Total General Fund Revenues	8,683,889	8,689,486	8,620,754	8,713,869



Fiscal Year 2017/18 Annual Budget City of Lomita Revenue Summary by Fund

	Actual FY 2014/15	Actual FY 2015/16	Adopted FY 2016/17	Adopted FY 2017/18
Other Fund Revenues				
OPEB Trust	25,092	25,241	25,025	25
Pension Stabilization	-	747,699	57,146	-
Gas Tax	599,729	459,196	541,186	572,766
Measure R Local Return	226,272	232,605	236,605	235,066
Measure R Hwy	14,506	59,422	814,960	807,276
Measure M	-	-	-	252,760
CDBG	122,514	176,918	123,426	258,128
Lomita Housing Authority	30,547	30,019	40,000	51,243
Proposition A	384,126	393,378	400,376	397,867
Proposition C	302,488	311,895	316,097	314,016
Transportation Dev. Act	-	-	14,567	-
Air Quality MD AB2766	32,283	26,432	25,050	25,050
Landscape Maint. Dist. #1	15,055	19,255	12,901	14,576
Park Facilities Fee	55,189	1,021	6,400	6,400
Park Athletic	58,683	63,270	83,809	75,579
Lomita Manor Development	581,659	467,141	445,900	422,799
Cleep	8	15	-	-
Museum Expansion	67	124	50	50
Mayor's Golf Classic	27,170	30,323	29,840	29,840
Founder's Day	-	45,275	25,176	28,012
Capital Improvement	79,449	702	50,300	300
Streets Improvement	225,951	302,152	425,400	400
Facilities Improvement	25,000	125,000	20,000	-
Stephenson Center	100,000	50,000	15,000	-
Water Operations	4,709,594	4,473,422	5,564,200	5,073,500
Water Capital	760,884	702,848	2,170,000	760,000
Equipment Replacement	30,095	54,020	34,100	4,100
Park Equipment Replacement	-	50,000	10,000	-
Railroad Museum Foundation	33,227	18,918	17,120	18,320
Tom Rico Memorial	1,469	1,211	2,500	1,000
Total Other Fund Revenues	8,441,057	8,867,502	11,507,134	9,349,073
Total All City Funds Revenues	17,124,946	17,556,988	20,127,888	18,062,942



Fiscal Year 2017/18 Annual Budget City of Lomita Expenditure Summary by Fund

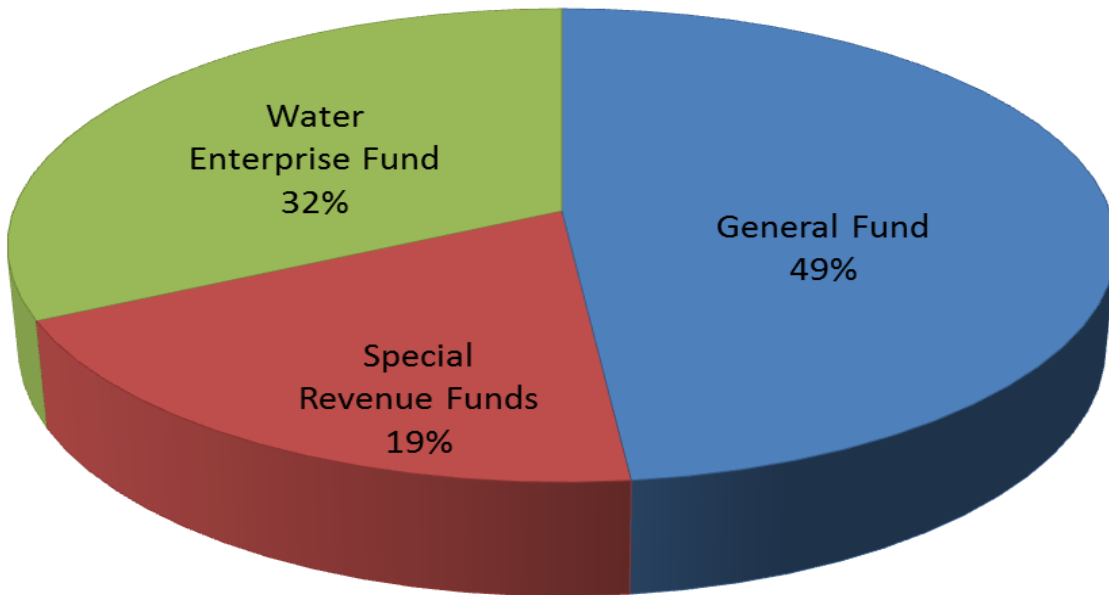
	Actual FY 2014/15	Actual FY 2015/16	Adopted FY 2016/17	Adopted FY 2017/18
General Fund				
Expenditures by Dept.:				
City Council	37,617	56,082	69,005	70,772
City Attorney	86,674	90,877	127,000	127,000
City Manager	214,954	285,449	294,288	297,794
City Clerk	257,018	237,191	260,714	242,876
Administrative Services	469,215	472,181	534,364	505,025
Human Resources	359,736	370,550	264,784	292,409
Law Enforcement	2,708,609	2,827,368	3,017,935	3,146,183
Emergency Operations	9,385	4,062	14,504	33,000
Safety Enforcement	239,311	233,363	270,632	237,577
Animal Control	54,692	43,813	60,000	60,000
Planning	545,116	627,226	647,047	617,232
Neighborhood Preserv	88,598	75,719	90,741	93,675
Economic Development	88,836	96,337	151,835	96,881
Information Technology	130,066	131,551	319,188	279,319
Community Development	135,274	60,901	89,619	99,584
Public Works	96,230	80,148	137,311	168,426
Safety Compliance	28,965	30,611	35,454	34,498
Parks & Rec Administration	274,293	298,192	298,524	311,464
Recreation	592,497	645,706	661,648	737,414
Lomita Presents	10,058	13,071	19,502	18,407
Building & Parks Maint	993,752	1,091,483	1,168,001	1,146,838
Railroad Museum	59,202	65,804	69,611	70,402
Transfers to Other Funds	447,552	1,381,243	219,047	27,093
Total General Fund Expenditures	7,927,650	9,218,928	8,820,754	8,713,869



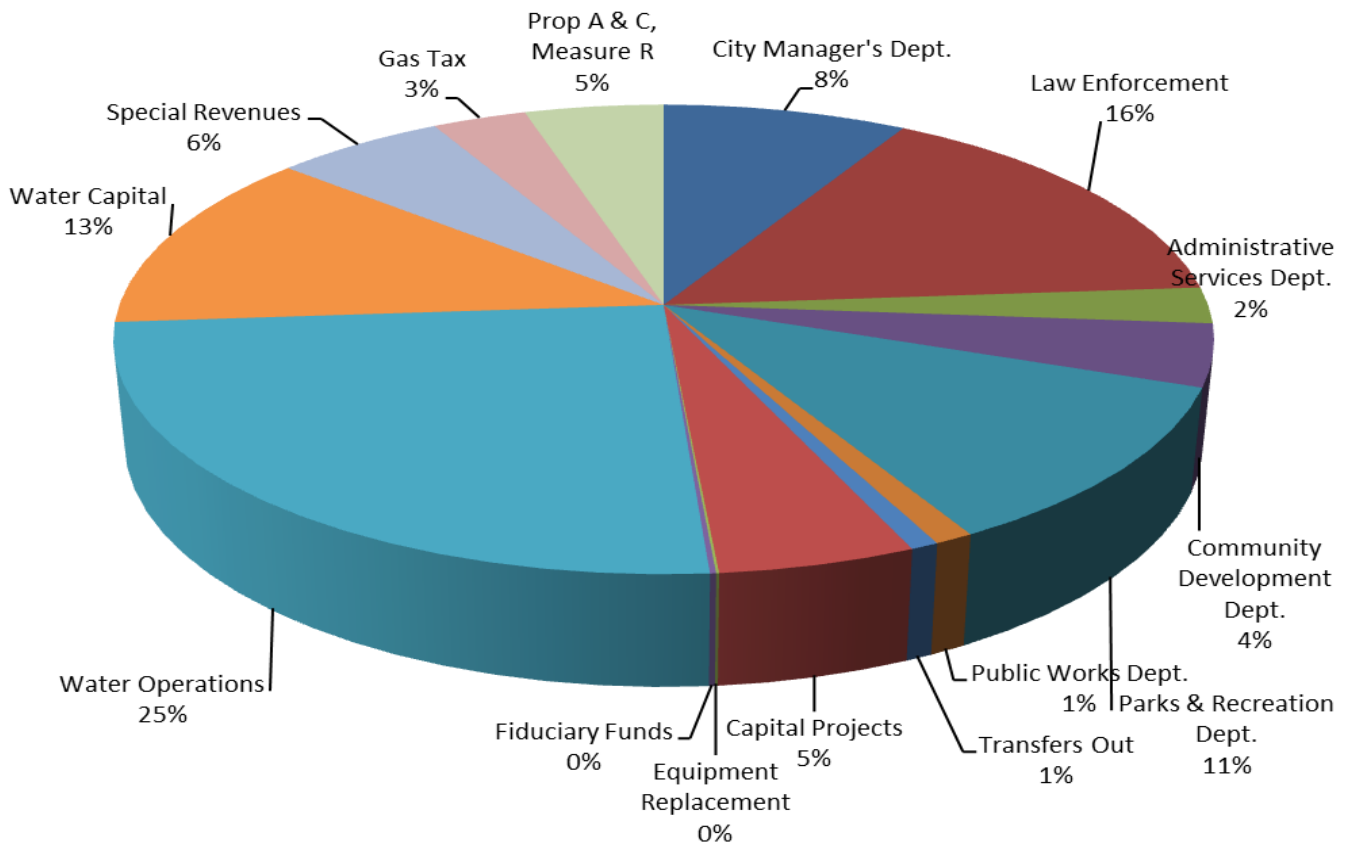
Fiscal Year 2017/18 Annual Budget City of Lomita Expenditure Summary by Fund

	Actual FY 2014/15	Actual FY 2015/16	Adopted FY 2016/17	Adopted FY 2017/18
Other Fund Expenditures				
OPEB Trust	-	-	-	-
Pension Stabilization	-	-	-	120,869
Gas Tax	523,418	596,701	603,965	646,277
Measure R Local Return	62,032	554,884	54,500	429,500
Measure R Hwy	69,367	6,987	814,960	807,276
Measure M	-	-	-	252,760
CDBG	119,318	122,928	123,426	258,128
Lomita Housing Authority	54,024	48,813	61,947	39,840
Proposition A	300,898	297,017	826,344	332,746
Proposition C	631,142	19,975	1,333,599	192,030
Transportation Dev. Act	21,985	-	14,567	-
Air Quality MD AB2766	44,826	22,044	68,000	48,000
Landscape Maint. Dist. #1	14,889	19,421	12,901	14,576
Park Facilities Fee	177,204	48,245	-	-
Park Athletic	64,059	68,640	80,762	75,579
Lomita Manor Development	590,108	439,825	421,664	417,724
Cleep	-	-	-	-
Museum Expansion	-	-	-	-
Mayor's Golf Classic	10,708	28,101	29,840	29,840
Founder's Day	-	28,855	30,176	28,012
Capital Improvement	7,232	58,547	280,157	-
Streets Improvement	205,037	77,174	675,000	222,240
Facilities Improvement	-	11,738	-	-
Stephenson Center	11,104	34,764	-	10,000
Water Operations	4,055,123	3,999,339	6,336,257	5,068,322
Water Capital	923,840	939,227	2,607,217	2,536,703
Equipment Replacement	10,305	11,239	-	-
Park Equipment Replacement	-	8,382	15,000	15,000
Railroad Museum Foundation	16,709	38,663	15,300	30,300
Tom Rico Memorial	1,036	1,495	1,000	1,000
Total Other Fund Expenditures	7,914,364	7,483,004	14,406,582	11,576,722
Total All City Funds Expenditures	15,842,014	16,701,932	23,227,336	20,290,591

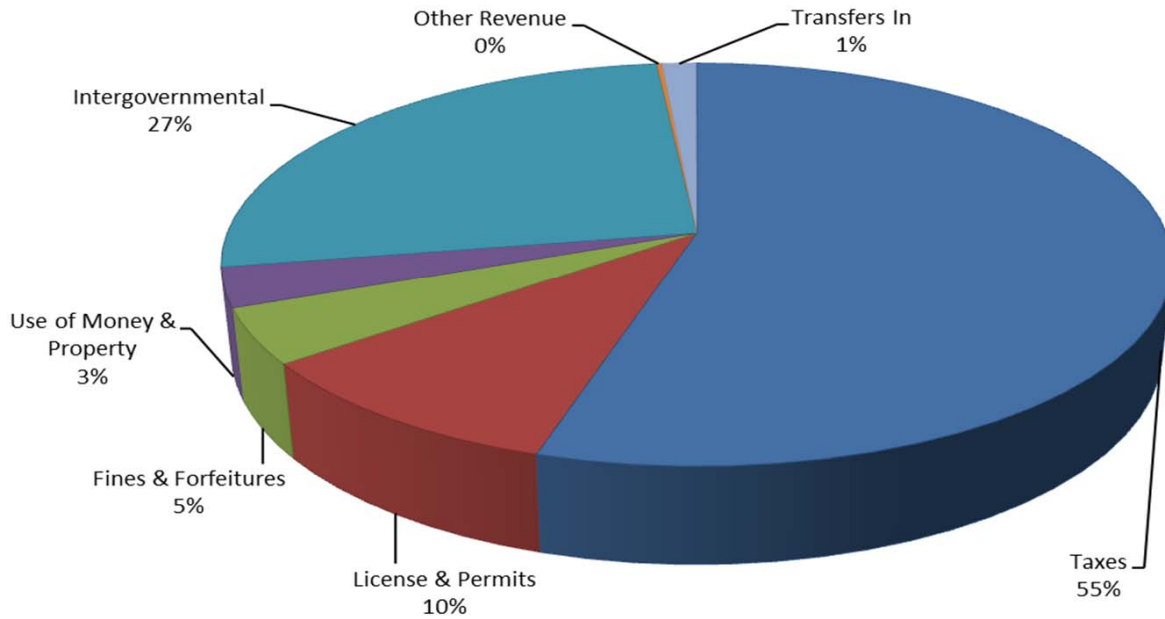
Total City Revenues



Total City Expenditures



General Fund Revenues



General Fund Expenditures

